

## Draka UC Connectivity

### Draka 1U 19" Sliding Patch Panel 12 Way Multimode - 6 SC Duplex Adaptors (12 Fibre)

Part Number – YPPBP03310



#### Overview

- Multimode and Singlemode options available
- Choice of port density
- Adjustable fixing arms
- Multiple cable gland entry ports on rear
- Sliding drawer with quick release latches
- Recessed adaptors provide improved fibre management



#### Product Description

The Draka range of SC patch panels are a sliding drawer mechanism, suitable for either direct termination or splicing of up to 24 fibres in 1U of rack space. Each panel is manufactured to a high-quality finish with no sharp edges to provide a strong and durable unit. The sliding tray is locked in place with two simple plastic latches, when fully extended the tray is designed to lower to 45° or move the sliding tray to the side and it will lock to lower only 10°. This provides the perfect working platform for simple installation or easy maintenance and access even after the panel is installed in the rack.

Each panel is pre-loaded with the required number of adaptors with splice cassette and all required accessories to complete the installation, this includes (Splice protectors, Laser warning label, 2x20mm 1x25mm Cable Glands, Earth Bonding Kit, Cage Nuts)

#### Product Specification

Suitable for number of fibre cores	12
Loaded with number of adaptors	6
Fibre Type	Multimode
Type of Adaptor	SC Duplex - Beige

© PRYSMIAN GROUP 2020, All Rights Reserved

All sizes and values without tolerances are reference values. Specifications are for product as supplied by Prysmian: any modification or alteration afterwards of product may give different result.

The information contained within this document must not be copied, reprinted or reproduced in any form, either wholly or in part, without the written consent of Prysmian. The information is believed to be correct at the time of issue. Prysmian reserves the right to amend this specification without prior notice. This specification is not contractually valid unless specifically authorised by Prysmian.

# Draka UC Connectivity

<b>Colour</b>	Black
<b>Mounting Type</b>	1U 19"
<b>Height x Width x Depth</b>	1U 44.4mm x 482mm x 205mm
<b>Net Weight</b>	2.4kg
<b>Packaged Weight</b>	3kg
<b>Packaged Dimensions</b>	(H) 50mm x (W) 530mm x (D) 260mm
<b>IP Rating</b>	IP20
<b>Mounting Adjustment Range</b>	50mm
<b>Cable Entry 20mm</b>	2
<b>Cable Entry 25mm</b>	1
<b>Material Thickness</b>	1.2mm
<b>Material Coating</b>	Electrostatic Powder Coating
<b>Colour</b>	Black RAL 9004
<b>Operating Temperature</b>	-40°C to +60°C

© PRYSMIAN GROUP 2020, All Rights Reserved

All sizes and values without tolerances are reference values. Specifications are for product as supplied by Prysmian: any modification or alteration afterwards of product may give different result.

The information contained within this document must not be copied, reprinted or reproduced in any form, either wholly or in part, without the written consent of Prysmian. The information is believed to be correct at the time of issue. Prysmian reserves the right to amend this specification without prior notice. This specification is not contractually valid unless specifically authorised by Prysmian.

## Standards Complied


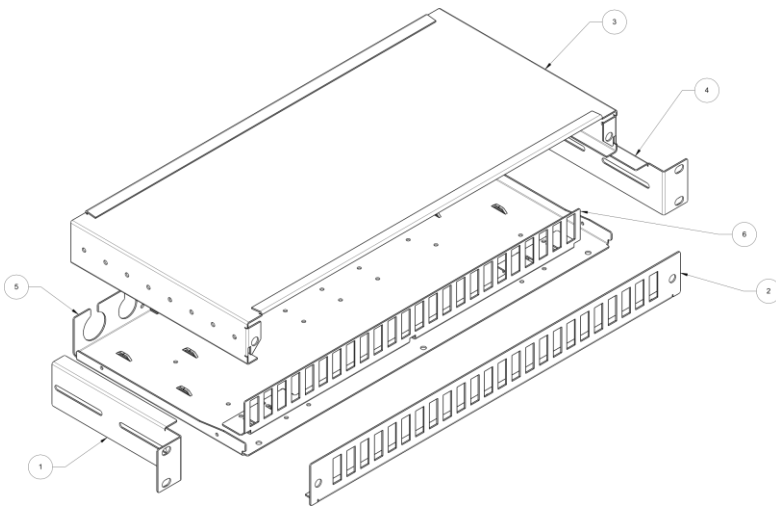
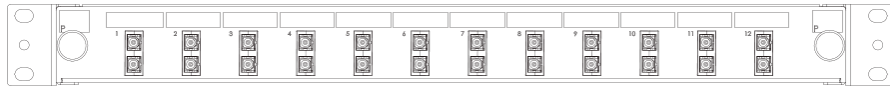
<b>ANSI/EIA-310-D</b>	Electronic Industries Association standard for horizontal spacing, vertical hole spacing, rack opening and front panel width
<b>IEC 60297-3-100</b>	Mechanical structures for electronic equipment - Dimensions of mechanical structures of the 482,6 mm (19 in) series - Part 3-100: Basic dimensions of front panels, subracks, chassis, racks and cabinets
<b>BS EN 50310:2016</b>	Telecommunications bonding networks for buildings and other structures
<b>IEC 61300-2-22</b>	Fibre optic interconnecting devices and passive components - Basic test and measurement procedures Change of temperature
<b>IEC 61300-3-4:2012</b>	Fibre optic interconnecting devices and passive components - Basic test and measurement procedures Attenuation
<b>IEC 61300-2-2</b>	Fibre optic interconnecting devices and passive components - Basic test and measurement procedures Mating durability
<b>RoHS</b>	Restriction of Hazardous Substances Directive 2011/65/EU & 2015/863/EU
<b>REACH</b>	Regulation (EC) No 1907/2006 - Registration, Evaluation, Authorisation and Restriction of Chemicals EC1907/2006

© PRYSMIAN GROUP 2020, All Rights Reserved

All sizes and values without tolerances are reference values. Specifications are for product as supplied by Prysmian: any modification or alteration afterwards of product may give different result.

The information contained within this document must not be copied, reprinted or reproduced in any form, either wholly or in part, without the written consent of Prysmian. The information is believed to be correct at the time of issue. Prysmian reserves the right to amend this specification without prior notice. This specification is not contractually valid unless specifically authorised by Prysmian.

## Product Drawing



© PRYSMIAN GROUP 2020, All Rights Reserved

All sizes and values without tolerances are reference values. Specifications are for product as supplied by Prysmian: any modification or alteration afterwards of product may give different result.

The information contained within this document must not be copied, reprinted or reproduced in any form, either wholly or in part, without the written consent of Prysmian. The information is believed to be correct at the time of issue. Prysmian reserves the right to amend this specification without prior notice. This specification is not contractually valid unless specifically authorised by Prysmian.