

OPTITAP PORT

Installation Procedure for fitting an Optitap Port into XMJ Closure

Product Application

This instruction details the installation procedure to install an Optitap Port and pigtail into an XMJ Closure.

Precautions and Warnings

- ! This guide is only valid for products purchased from or approved by Prysmian Group.
- ! During this procedure all local Health & Safety statutory regulations must be adhered to.
- ! This installation should only be carried out by suitably trained competent persons.

Component Parts (pictures not to scale)

1. Optitap Port Adapter



This is a port adapter for the XMJ base with an optitap adapter fitted.

2. Pigtail (Blue)



Standard SC/APC Pigtail

3. Clear Silicone Tube



Silicone tube use to protect the pigtail when going into the mandrel.

Installing the Optitap Port and Pigtail

Step 1



The xMJ base with port blanks fitted.

Installing the Optitap Port and Pigtail

Step 2



Remove the clamp and cover. Lift the trays up to give access to the inside of the base.

Installing the Optitap Port and Pigtail

Step 3



Push the tabs inwards and down on the port blank to remove it.

Installing the Optitap Port and Pigtail

Step 4



See Step 3.

Installing the Optitap Port and Pigtail

Step 5



Put a small amount of silicone grease on the O-ring around the adapter body and insert the Optitap Port into the vacant hole. Ensure that the locating pips on the port body line up with the locating recess in the base. Push in until you hear a click.

Installing the Optitap Port and Pigtail


Step 6



The Optitap Port is assembled correctly when there isn't a gap between the base and the Optitap body.

Installing the Optitap Port and Pigtail


Step 7



Remove the mandrel cover by pushing apart the tabs on the sides.

Installing the Optitap Port and Pigtail

Step 8



Remove the required cable clamp.

Installing the Optitap Port and Pigtail

Step 9



Remove the dust cap from the end of the Optitap adapter. Remove the dust cap from the end of the SC connector on the pigtail. Insert the pigtail connector into the Optitap adapter ensuring the locating rib lines up with the slot in the adapter.

Installing the Optitap Port and Pigtail

Step 10



Slide the silicone tube over the pigtail until it touches the boot.

Installing the Optitap Port and Pigtail


Step 11



Place the tube into the cable slot and mandrel and replace the cable clamp.

Installing the Optitap Port and Pigtail


Step 12



Route the pigtail through the fibre channel up to the required tray. The fibre sheath should be stripped at the tray and stored according to local work instruction.

Installing the Optitap Port and Pigtail

Step 13



Replace the mandrel cover.

Installing the Optitap Port and Pigtail

Step 14



Place the trays back to their resting position.

Installing the Optitap Port and Pigtail

Step 15



Place the cap back onto the base and close using the clamp ring.

Contact Information

	Office	Telephone Fax	email
ASEAN	Singapore	T : +65 6898 3633 T : +65 6265 0707	sales.asean@prysmiangroup.com
AUSTRALIA	Liverpool	T: 1300 300 304 F : 1300 300 307	sales.telecom.au@prysmiangroup.com
CHINA	Wuxi	T : +86 510 68069518 F: +86 510 68069559	tls.china@prysmiangroup.com
DANUBIAN	Slatina	T : +40-349-406.628 F : +40-349-433.484	customercare.romania@prysmiangroup.com
FRANCE	Champs-Sur-Marne	T : +33 1 69 67 72 80	telecom.fr@prysmiangroup.com
ITALIA	Milano	T: +3964493939 F: +3964499264	pqa@prysmiangroup.com
LATAM	Sorocaba	T: +55 15 3212 6801 F: +55 15 3212 6814	sales.telecom.br@prysmiangroup.com
MIDDLE EAST	Dubai	T : +971 4 368 8682 F : +971 4 368 8683	dubaioffice@prysmiancables-me.com
NORDICS	Malmö	T : +46 380 554 265	info.nordic@prysmiangroup.com
NORTH AMERICA	Lexington	T : 800 669 0808	comm.cables@prysmiangroup.com
OPGW & SPECIALS	Vilanova	T: +34 93 811 6181 F: + 34 93 811 6031	opgw@prysmiangroup.com
RUSSIA	Moscow	T: +7 495 777 80 86 F: +7 495 777 80 89	info.ru@prysmiangroup.com
SPAIN & AFRICA	Maliaño	T: +34 942247118 F: +34 942247114	santander.bo@prysmiangroup.com
TURKEY	Istanbul		tpks@prysmiangroup.com
UK	Eastleigh	T: +44 2380 295 000	sales.telecom.uk@prysmiangroup.com